

CROSS-R

A RETTANGOLI SOVRAPPOSTI

PREZZI DAL 1.07.2022 **+15%**

design Luigi Brembilla

Un gioco di soli rettangoli che si sovrappongono a formare un corpo scaldante

decisamente molto particolare.
Può essere uno scaldasalviette ma può

essere anche un calorifero dalla pura forma decorativa per qualsiasi ambiente.

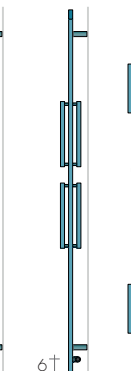
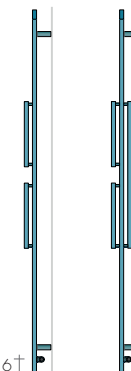

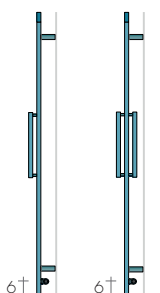

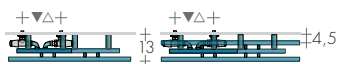
DIMENSIONI

Larghezze 56/64/80/104/144/168 cm

Altezze 70/83/137/177 cm

Profondità 6/10 cm

Sporgenza dal muro 13 cm




CROSS-R 137-56

CROSS-RD

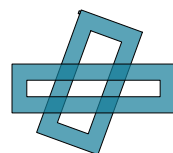
CROSS-R2 177-64

CROSS-R3


CROSS-R4




CROSS-R3 70-168



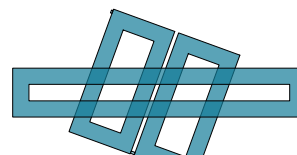
CROSS-R 70-80/ 70-104



CROSS-R2 70-168



CROSS-R 70-144



CROSS-R2 83-144

MODELLO

MODELLO	HL cm	Bianco sablé di serie €	EN 442		▲ ▽ int.att. cm	Altezza H cm	Larghezza L cm	Peso M Kg	Volume V dm ³	Versioni MISTE (R.E. cl.II) con maniccotto: cavo ^o termostato digitale		
			Δt 50 K watt	Δt 30 K watt						€	W	
CROSS-R	70-80	544,00	379	200	66	71	80	7,3	4,4	101,90	400	159,60
CROSS-R	70-104	613,60	433	229	90	71	104	8,3	5,0	101,90	400	159,60
CROSS-RD	70-104	781,20	610	322	90	71	104	11,8	7,1	105,50	650	163,20
CROSS-R	70-144	729,40	523	276	130	71	144	10,0	6,1	103,70	500	161,40
CROSS-RD	70-144	894,50	700	370	130	71	144	13,5	8,2	105,50	650	163,20
CROSS-R2	83-144	1028,60	704	372	130	83	144	13,5	8,2	109,30	800	167,00
CROSS-R2	70-168	1067,50	758	400	154	71	168	14,5	8,8	109,30	800	167,00
CROSS-R3	70-168	1182,90	938	495	154	71	168	18,0	10,9	112,20	900	169,90
CROSS-R	137-56	679,70	479	256	19	137,4	56	9,5	5,8	103,70	500	161,40
CROSS-RD	137-56	919,80	625	335	19	137,4	56	12,8	7,7	105,50	650	163,20
CROSS-R	177-64	877,80	585	312	19	177,4	64	11,6	7,0	105,50	650	163,20
CROSS-RD	177-64	1021,80	745	399	19	177,4	64	15,2	9,2	109,30	800	167,00
CROSS-R2	177-64	1028,50	750	401	19	177,4	64	15,2	9,2	109,30	800	167,00
CROSS-R3	177-64	1205,40	886	474	19	177,4	64	18,8	11,4	112,20	900	169,90
CROSS-R4	177-64	1388,70	1026	552	19	177,4	64	22,5	13,6	112,20	900	169,90
R-CROM	70-104	1455,40	364	193	90	71	104	8,3	5,0	101,90	400	159,60
R-CROM	70-144	1727,60	439	232	130	71	144	10,0	6,1	101,90	400	159,60
R-CROM	137-56	1672,50	383	205	19	137,4	56	9,5	5,8	101,90	400	159,60
R-CROM	177-64	2018,70	469	250	19	177,4	64	11,6	7,0	103,70	500	161,40
RD-CROM	177-64	2687,70	598	320	19	177,4	64	15,2	9,2	105,50	650	163,20

► "PRO" Pronta consegna

(Δt 40K = W Δt 50Kx0,755)

◊Cronotermostato radio p.227

ESECUZIONI DI SERIE

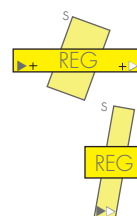
Colore bianco sablé SB9016 mensole B70
Tolleranze ± 3mm - Valvola di sfianto ø 1/8"
PRESSIONE MASSIMA D'ESERCIZIO 4 BAR

ESECUZIONI A RICHIESTA

Verniciatura in una tinta della tabella colori
Brem con fissaggi B70 colorati +15/25%
Versione elettrica e.Cross-R, pag.245

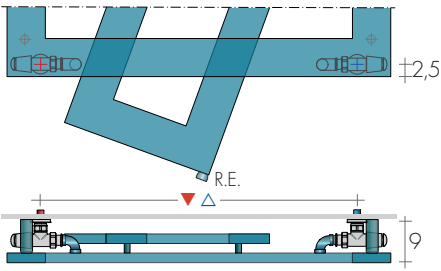
ATTACCHI DI SERIE

REG ø 1/2"
A richiesta attacchi ø 3/8"
Attacchi speciali, pag.287

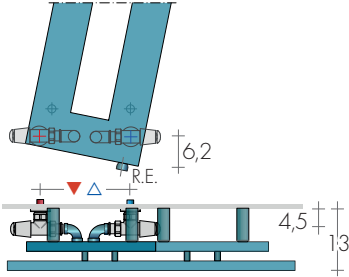


INTERASSE ATTACCHI

Modelli Orizzontali



Modelli Verticali



DATI TECNICI pag.67



FISSAGGI
Mensole comprese,
posizione pag. 67



scaldasalviette
CrossFRAME

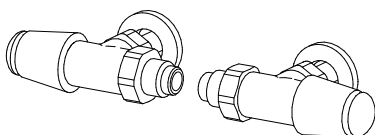
VALVOLE CONSIGLIATE

Di serie posizionate sul retro del calorifero.

KIT VALVOLE CROMO COMPRENDE:

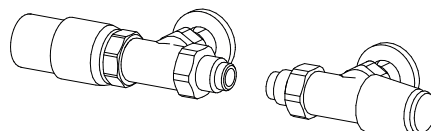
- n°2 Valvole con codoli
- n°2 Raccordi (per multistrato ø16 e rame ø12,14)
- n°2 Rosette tonde

A richiesta: Copritubo inox lucido da dividere su misura
Art. CA18 10,00 €



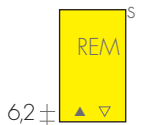
KIT VALVOLE TON REVERSE
pag.277 Art. KVR 110,40€

VALVOLE QUADRA COLORATE pag.279



KIT VALVOLE TON REVERSE con
Testa TERMOSTATICA Art. KTR 153,20€

ATTACCHI REMOTI Art. REM 32,70€
interasse attacchi ▲▼ L¹ - 6 cm



KIT GRUPPO VALVOLE REMOTE p.281 comprende:
- n°2 Raccordi (per multistrato ø16, rame ø12 e14)

KIT GRUPPO VALVOLE REMOTE TON
Art. KVG 142,20€

KIT GRUPPO VALVOLE REMOTE TON con
Testa TERMOSTATICA Art. KVGT 185,00€