

# CROSS WITH CROSSED SQUARES

PRICE FROM 01.03.2026 **+5%**

design Luigi Brembilla

Interwoven squares and rectangles to create a radiator with an unusual look.

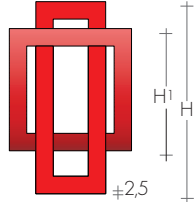
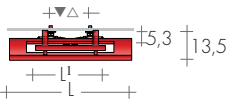
Can be used as a towelheater, or simply as decorative feature in any room.

The geometric shapes can be multiplied at will, always resulting in a harmonious whole.

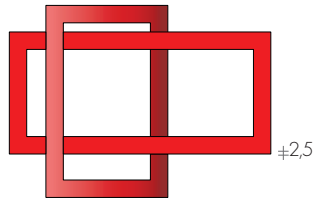
## DIMENSIONS

Width: 48/56/64/88/96/120/128/152/168 cm  
Height: 48/56/64/88/128/152/168/184 cm  
Depth: 11 cm  
Depth from wall: 13,5 cm


## TECHNICAL DRAWINGS p.59




CROSS 88 -...



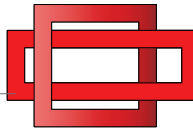
CROSS 88-120



CROSS 128-48




CROSS 128-56



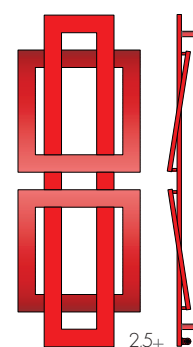
4,5 ±

CROSS 48-88  
CROSS 56-88  
CROSS 64-96

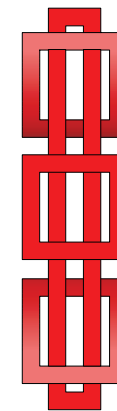


4,5 ±


CROSS 48-128 / 56-152 / 64-168



CROSS 152/168..



CROSS 184-48



CROSS 184-..

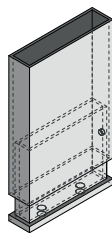
## MODEL

MODEL	H/L cm	Standard white sablé SB9016 €	Δt 50K watt	EN 442		▲ ▼ t.c. cm	Height H (H1) cm	Width L (Li) cm	Weight M Kg	Volume V dm <sup>3</sup>	DUAL FUEL VERSION with E.H.E. and sleeve Watt €	
				Δt 40K watt	Δt 30K watt							
CROSS	48-88	768,20	394	297	208	74	48 (24)	88	7,9	4,8	400	127,40
CROSS	48-128	1066,50	635	479	335	114	48 (24)	128	12,8	7,7	650	131,80
CROSS	56-88	799,80	429	324	227	74	56 (32)	88	8,6	5,2	400	127,40
CROSS	56-152	1156,10	772	583	408	138	56 (32)	152	15,6	9,4	800	136,60
CROSS	64-96	867,60	480	362	253	82	64 (32)	96	9,7	5,9	500	129,60
CROSS	64-168	1209,30	892	673	471	154	64 (32)	168	17,6	10,7	900	140,20
CROSS	88-48	754,00	394	297	208	19	88	48 (24)	7,9	4,8	400	127,40
CROSS	88-56	784,80	429	324	227	19	88	56 (32)	8,6	5,2	400	127,40
CROSS	88-120	939,50	617	466	327	106	88	120 (56)	12,4	7,5	650	131,80
CROSS	128-48	1058,30	623	470	329	19	128	48 (24)	12,8	7,7	650	131,80
CROSS	128-56	1104,70	656	495	346	19	128	56 (32)	13,5	8,2	650	131,80
CROSS	152-48	1112,70	673	508	355	19	152	48 (24)	13,8	8,4	650	131,80
CROSS	152-56	1146,10	757	572	400	19	152	56 (32)	15,6	9,4	800	136,60
CROSS	168-64	1224,90	875	661	462	19	168	64 (32)	18,7	11,3	900	140,20
CROSS	184-48	1375,70	890	672	470	19	184	48 (24)	18,7	11,3	900	140,20
CROSS	184-56	1434,70	956	722	505	19	184	56 (32)	20,0	12,1	900	140,20
CROSS	184-64	1495,50	1038	784	548	19	184	64 (32)	21,8	13,2	1200	148,50
C-DIVIS*	196-48	1620,30	890	672	470	5	196	48+4	19,1	11,3	900	140,20

► Ready Stock

Thermostats p.208-209

\*Cross-Dividing to be used as a partition element with lateral fixings and foot (adjustable h=12/18 cm) welded, fixing B35 page 58



## STANDARD PRODUCTION

White sablé SB9016 paintwork - B70 brackets  
Tolerance ± 3mm - Air vent ø 1/8"  
MAXIMUM OPERATING PRESSURE 4 BAR

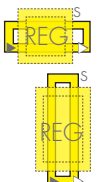
## PRODUCTION ON REQUEST

Paintwork to Brem color list with colored B70 brackets  
Electric versions e.Cross, p.218

+15/25%

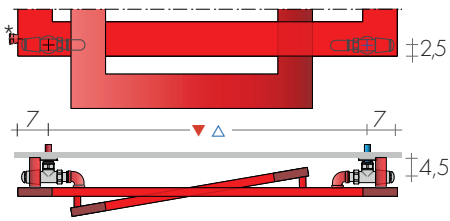
## STANDARD FITTING

REG ø 1/2"  
On request fitting ø 3/8"  
Special fittings, page 279



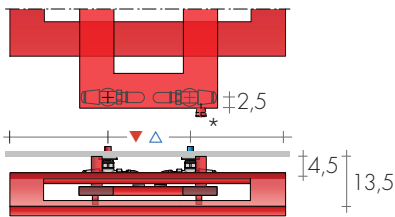
TAPPING CENTRES

Horizontal models



\*sleeve E.H.E. Dual Fuel version

Vertical models



**FIXINGS**  
Brackets included  
position page 59

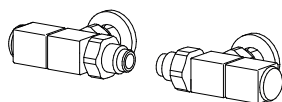


CROSS 184-56

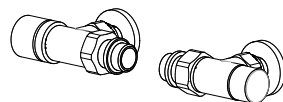
RECOMMENDED VALVES

CHROME VALVES KIT with:

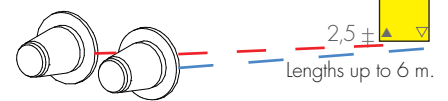
- n°2 Valves with tailpieces
- n°2 Fittings (multilayer ø 16, copper ø 12, 14)
- n°2 Chrome wall plates ø 48, hole ø 16



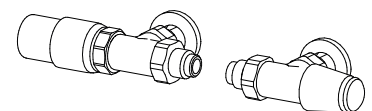
REVERSE QUADRA VALVES KIT  
page 271 Art. KQR 180,10€  
Extra for BREM color list 53,40€



REVERSE CYL VALVES KIT with thermostatic option,  
page 273 Art. KCR 149,90€  
Extra for BREM color list 53,40€



REMOTE FITTINGS Art. REM 42,10€  
Tapping centres: at the rear ▲▽ L<sup>1</sup> - 6cm  
DISTANT Valves page 274



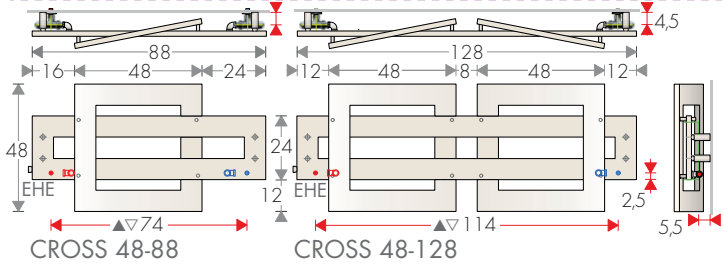
REVERSE VALVES TON KIT with THERMOSTATIC  
Head, page 273 Art. KTR 190,30€



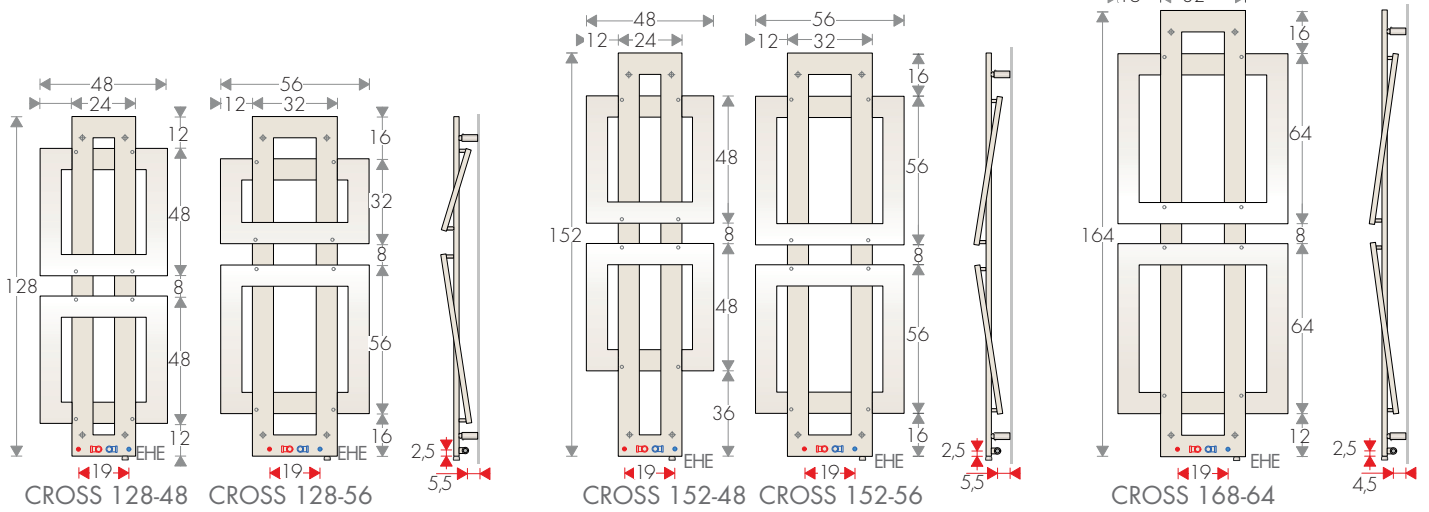
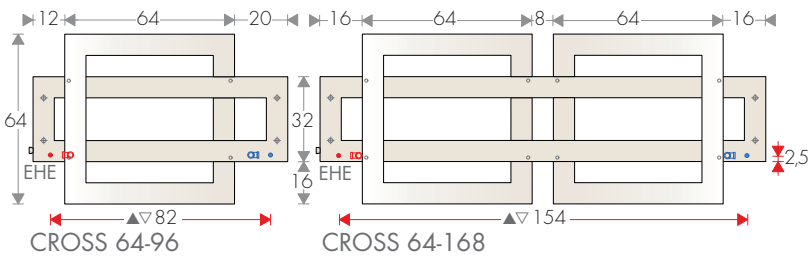
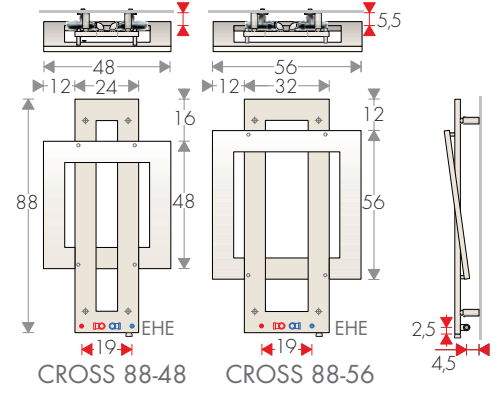
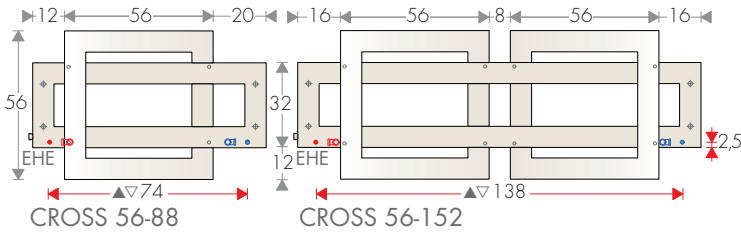
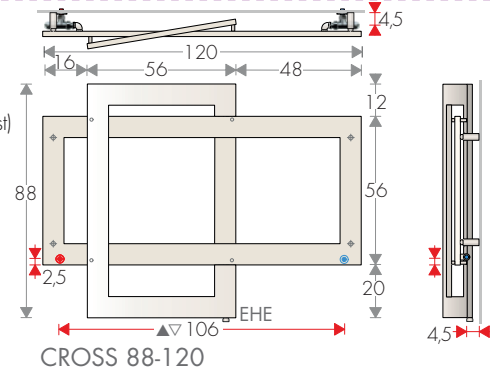
# CROSS TECHNICAL DRAWINGS (CROSSED SQUARES)

## TAPPING CENTRES AND FITTINGS

PRICE FROM 01.03.2026 + 5%



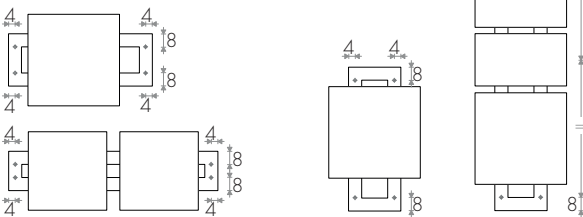
▶ M delivery  
▷ R return  
EHE: Sleeve for Electric Heating Element (on request)



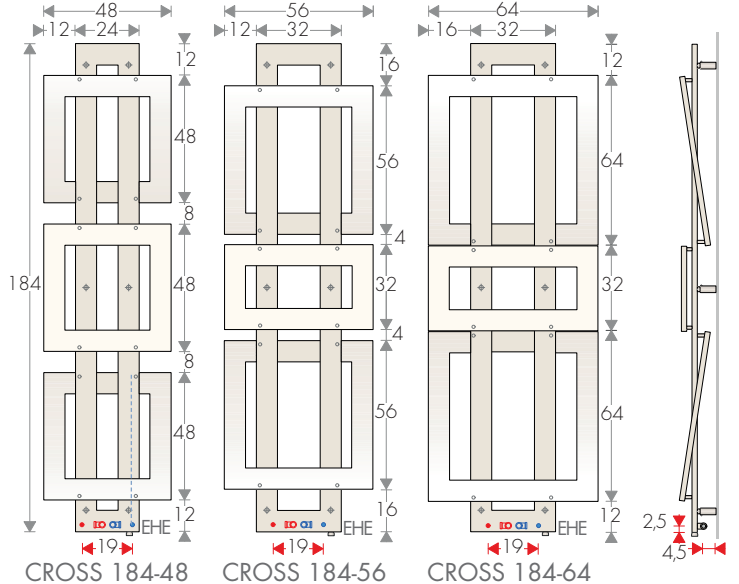
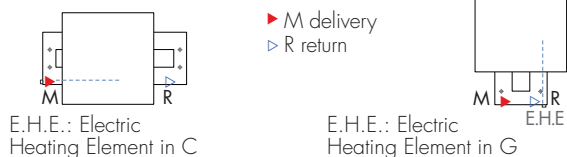
### BRACKETS POSITION

HORIZONTAL models

VERTICAL models



### TAPPING CENTRES with REVERSE VALVES



CrossFRAME