

FORM ONDULATO

PRICE FROM 1.07.2022 **+15%**

The Form F2H radiator is standard produced in the FORM ONDULATO model with just

two curves: curvature is more accentuated in the upper part and less pronounced in the

lower part. Also available made-to-measure according to the Form F2H and F2V models.

FORM ONDULATO

EN 442 Watt Δt 50K (Δt 40K = $W \times 0,755$) - (Δt 30K = $W \times 0,526$)

MOD.	L cm	32	38	44	50	56	62	68	74	80
H cm	(n° tubes)	(16t)	(19t)	(22t)	(25t)	(28t)	(31t)	(34t)	(37t)	(40t)
	▲▼ cm	28	34	40	46	52	58	64	70	76
FO 180	€	716,10 742w	753,00 882w	800,10 1021w	842,00 1160w	922,00 1299w	990,20 1438w	1069,50 1578w	1139,40 1717w	1219,10 1856w
FO 190	€	749,10 778w	786,80 923w	823,50 1069w	879,80 1215w	950,10 1361w	1034,40 1507w	1106,60 1652w	1188,40 1798w	1263,00 1944w
FO 200	€	779,60 816w	809,20 969w	858,40 1122w	905,20 1275w	991,00 1427w	1066,80 1580w	1152,70 1733w	1227,20 1886w	1304,70 2039w
FO 210	€	799,00 852w	842,00 1012w	881,60 1171w	941,00 1331w	1019,60 1491w	1109,60 1650w	1186,30 1810w	1265,00 1970w	1344,80 2130w
FO 220	€	818,60 887w	862,20 1053w	915,60 1219w	965,60 1386w	1057,50 1552w	1139,40 1718w	1219,10 1884w	1303,00 2051w	1384,50 2217w

On request, made-to-measure Heights from 140 to 300 cm.

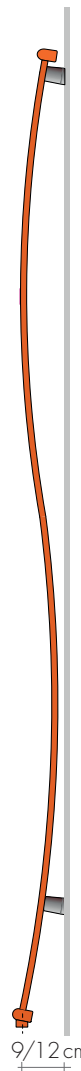
FORM ONDULATO CROM

EN 442 Watt Δt 50K (Δt 40K = $W \times 0,755$) - (Δt 30K = $W \times 0,526$)

MOD.	L cm	32	38	44	50	56	62	68
H cm	(n° tubes)	(16t)	(19t)	(22t)	(25t)	(28t)	(31t)	(34t)
	▲▼ cm	28	34	40	46	52	58	64
FOR 180	€	1863,80 594w	1995,30 706w	2138,50 817w	2289,60 928w	2547,30 1039w	2795,60 1150w	3053,60 1263w
FOR 190	€	1952,20 622w	2088,80 738w	2223,60 855w	2397,20 972w	2651,60 1089w	2925,20 1206w	3184,90 1322w
FOR 200	€	2037,40 653w	2180,40 775w	2319,30 898w	2489,80 1020w	2770,50 1142w	3042,00 1264w	3322,60 1386w

On request, made-to-measure Heights from 140 to 200 cm

Δt different from 50 K: consult Technical data Brem



FORM ONDULATO (wavy) is made-to-measure on the basis of the following specifications:

- ends of tubes with a minimum of 15 cm straight pipe
- radius of curvature greater than 15 cm
- tolerance ± 3 mm
- depth ≤ 36 cm

Attach drawing with measurements for estimate.

STANDARD PRODUCTION


White "sablé" paintwork-white M4F brackets
Chrome-plated finish - chrome-plated brackets
Tolerance ± 3 mm -Max. working pressure 8Bar

PRODUCTION ON REQUEST

Brem color chart painting (with chrome-plated brackets) +15/25%
Made-to-measure, by estimate

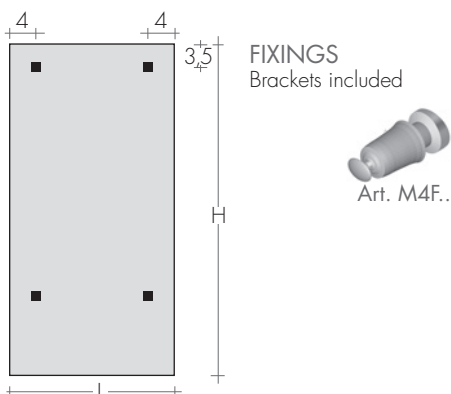
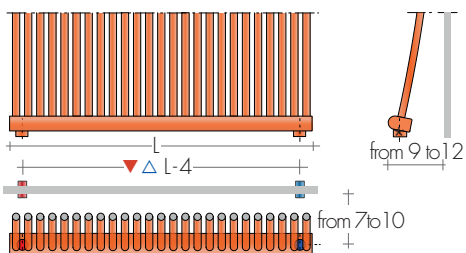
STANDARD FITTING

EG \varnothing 1/2"
Fittings \varnothing 1/8", on request
Special fittings, page 286



TAPPING CENTRES

EG vertical standard fittings

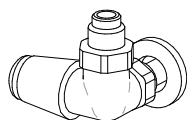
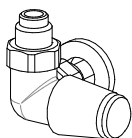


RECOMMENDED VALVES

CHROME PLATED VALVES KIT WITH:

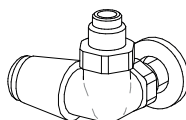
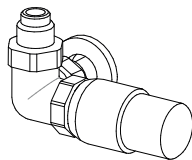
- n°2 Valves with O-ring Tangs
- n°2 Fittings (multilayer ø16, copper ø12,14)
- n°2 Round washers

On request: Polished stainless tube cover
(to be cut to right size) Art. CA18 10,80€



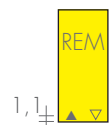
SIDE CONTROL TON VALVES KIT
page 277 Art. KVL 130,90€

ANGLED MINI VALVES KIT page 278
chrome-plated or white color Art. KMS 107,80€



SIDE CONTROL TON VALVES KIT with
THERMOSTATIC head Art. KTL 177,10€

REMOTE FITTINGS Art.REM 36,60€
Remote fittings at the rear: ▲▼ EG



REMOTE VALVES ASSEMBLY KIT p. 281 with:
- n°2 Fittings (multilayer ø16, copper ø12,14)

REMOTE TON VALVES ASSEMBLY KIT
Art. KVG 153,60€

REMOTE TON VALVES ASSEMBLY KIT with
THERMOSTATIC head Art. KVG T 199,80€