

design Luigi Brembilla

With a rigorous and slender upward design GUGLIA contains inside a niche where the

wipes can be placed on functional shelves. The vertical development and the terminal part

developed in an arch, they look at the style of Gothic architecture.

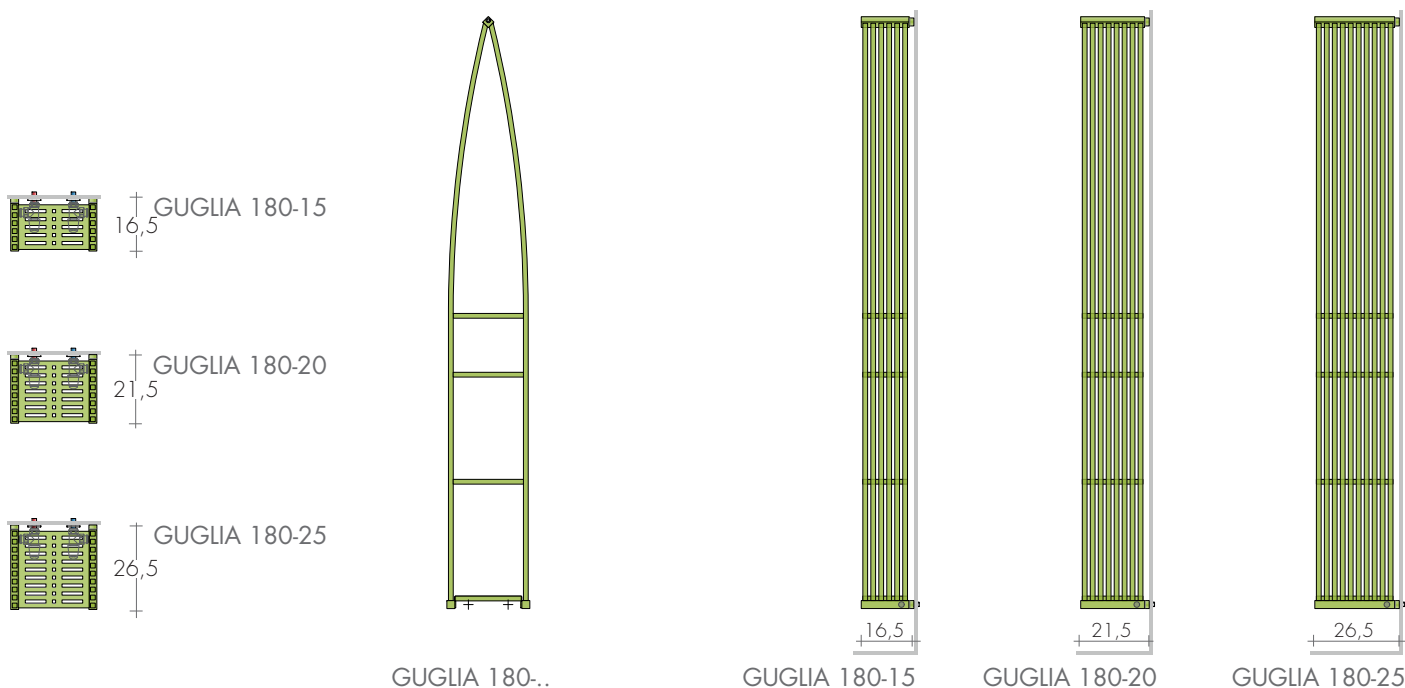
DIMENSIONS

Width: 27 cm

Height: 180 cm

Depths: 15 /20 /25 cm

Depths from wall: 16,5/21,5 /26,5 cm



MODEL	HP cm	white standard SB9016 €	EN 442		▲▼ t.c. cm	Height H cm	Depth P cm	Width L cm	Weight M Kg	Volume V dm ³
			Δt 50 K watt	Δt 30 K watt						
GUGLIA	180-15	1033,80	660	341	11	180	15	27	10,8	3,9
GUGLIA	180-20	1110,00	878	454	11	180	20	27	14,4	5,2
GUGLIA	180-25	1183,30	1098	568	11	180	25	27	18,0	6,4

Δt 40K = Watt Δt 50Kx0,755

Mixed Version not available

STANDARD PRODUCTION

White "sablé" paintwork - B15 brackets

Tolerance ± 3 mm - Air vent ø 1/8"

MAXIMUM OPERATING PRESSURE 4 BAR

PRODUCTION ON REQUEST

Paint to Brem color list with

colored brackets

Made-to-measure heights, by estimate

+15/25%

STANDARD FITTINGS

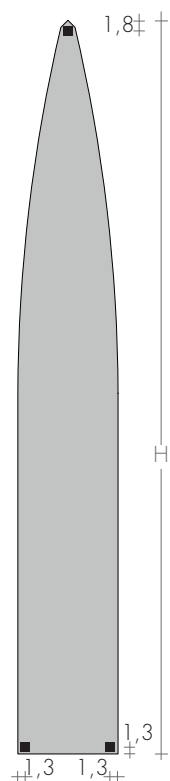
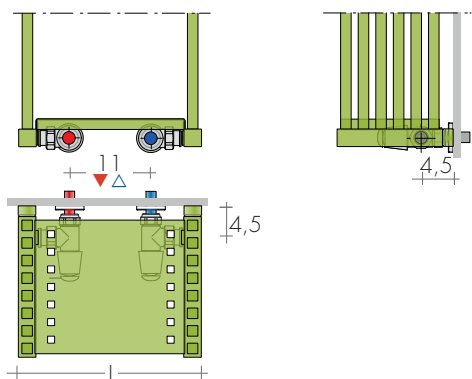
EG ø 1/2"

ø 3/8" fittings, on request

Special fittings, page 287



TAPPING CENTRES



FIXINGS
B15 Brackets included



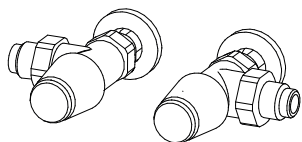
GUGLIA 180-20

RECOMMENDED VALVES

CHROME PLATED VALVES KIT WITH:

- n°2 Valves with O-ring Tangs
- n°2 Fittings (multilayer ø16, copper ø12,14)
- n°2 Round washers

On request: Polished stainless tube cover
(to be cut to right size) Art. CA18 10,80€

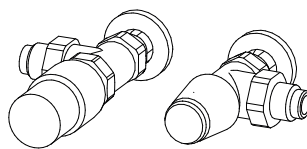


ANGLED TON VALVES KIT
page 277

Art. KVS 119,20€

ANGLED MINI VALVES KIT

page 278
chrome-plated or white color Art. KMS 107,80€



ANGLED TON VALVES KIT with
THERMOSTATIC head

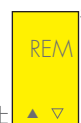
Art. KTS 165,50€

REMOTE FITTINGS

Art.REM 36,60€
remote fittings at the rear (EG tapping centres)



1,5±



REMOTE VALVES ASSEMBLY KIT p. 281 with:
- n°2 Fittings (multilayer ø16, copper ø12,14)

REMOTE TON VALVES ASSEMBLY KIT

Art. KVG 153,60€

REMOTE TON VALVES ASSEMBLY KIT with
THERMOSTATIC head Art. KVGT 199,80€