

LAME is composed of rectangular tubes connected by round bars. The heating

elements cut the air like knives and stand alongside one another in light to create

design Davide Brembilla
a new heating shape like no other and enliven modern sculpture for interior décor.

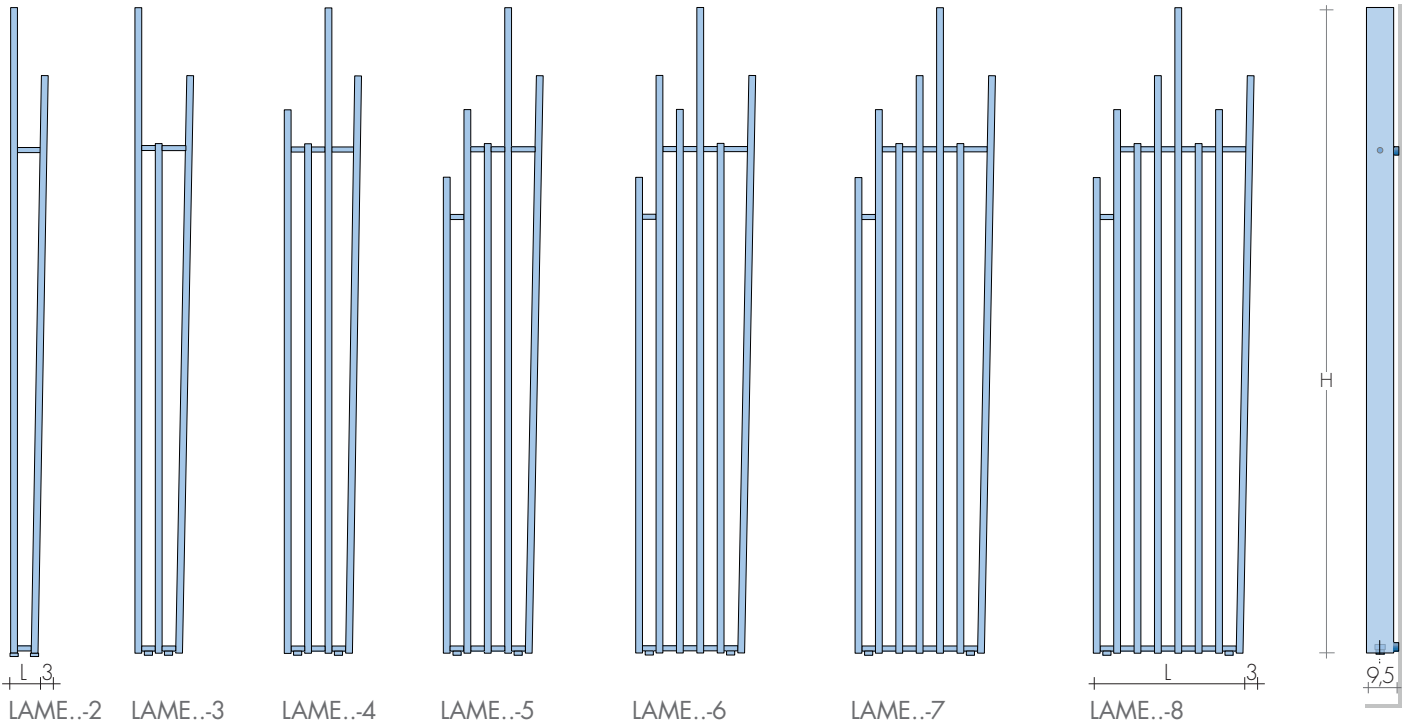
DIMENSIONS

Heights: 190 / 210 / 230 cm

Widths: 11 / 17 / 23 / 29 / 35 / 41 / 47 cm

Depth: 8 cm

Depth from wall: 9,5 cm



MODEL	n° el.	2	3	4	5	6	7	8	EN 442 Watt Δt 50K (Δt 40K = $W \times 0,755$) (Δt 30K = $W \times 0,526$)	MIXED Version (E.H.E. cl. II) with sleeve and:			
H	L	8(+3)	14(+3)	20(+3)	26(+3)	32(+3)	38(+3)	44(+3)		Model	€	W	Thermostat
cm	cm	6	6	12	18	24	30	36			€		€
LAME 190	▲▼	517,60 350w	636,40 496w	755,10 652w	873,90 788w	992,50 953w	1111,30 1109w	1230,00 1255w		LAME 190-2	110,80	400	173,10
LAME 210	€	548,20 389w	682,50 554w	816,70 730w	951,20 885w	1085,40 1070w	1219,60 1245w	1353,90 1411w		LAME 190-3	112,70	500	175,00
LAME 230	€	577,40 428w	725,90 613w	874,20 807w	1022,40 982w	1172,00 1187w	1319,00 1381w	1466,00 1566w		LAME 190-4	114,60	650	176,90
										LAME 190-5	118,80	800	181,10
										LAME 190-6	121,90	900	184,20
										LAME 210-7	129,20	1200	191,50
										LAME 210-8	138,60	1500	200,90
										Other models on request			⊙Radio frequency chronothermostat p.227

E.g.: LAME 210-6, EG \varnothing 1/2", SB1017

Δt different from 50K: technical data Brem

STANDARD PRODUCTION

White "sablé" paintwork - Brackets B15

Tolerance \pm 3mm - Air vent \varnothing 1/8"

MAXIMUM OPERATING PRESSURE 4 BAR

PRODUCTION ON REQUEST

Paintwork to Brem color list (colored B15

brackets)

Electric version e.Lame,

STANDARD FITTING

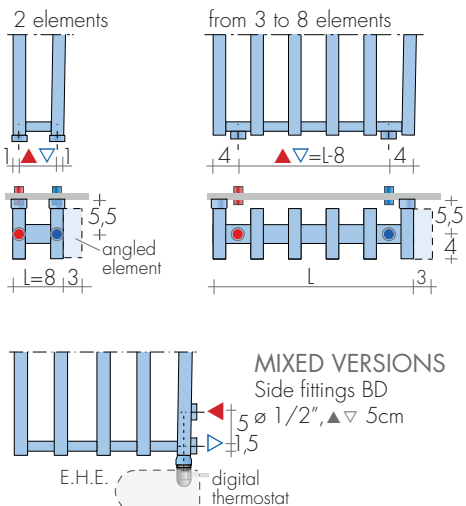
EG \varnothing 1/2"

On request fitting \varnothing 3/8"

Special fittings, page 286

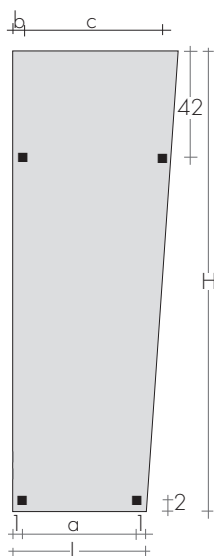


TAPPING CENTRES



FIXINGS

Brackets included



Mod. n° tubes	a cm	b cm	c cm
2	6	1	9
3	12	1	15
4	18	1	21
5	24	7	21
6	30	7	27
7	36	7	33
8	42	7	39



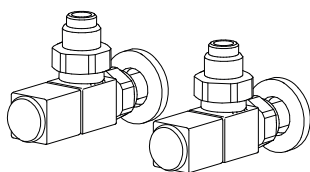
LAME 210-6

RECOMMENDED VALVES

CHROME PLATED VALVES KIT WITH:

- n°2 Valves with O-ring Tangs
- n°2 Fittings (multilayer ø16, copper ø12,14)
- n°2 Round washers

On request: Polished stainless tube cover (to be cut to right size) Art. CA18 10,80€

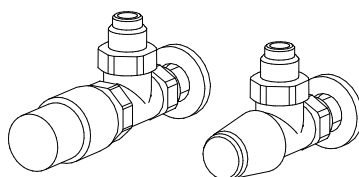


ANGLED QUADRA VALVES KIT

page 279 Art. KQS 156,60€
extra for BREM color list 46,40€

ANGLED MINI VALVES KIT

chrome-plated or white color Art. KMS 107,80€




ANGLED TON VALVES KIT with THERMOSTATIC head

Art. KTS 165,50€
ANGLED TON VALVES KIT page 277 Art. KVS 119,20€

REMOTE FITTINGS

Art. REM 36,60€ at the rear (EG tapping centres dimensions)



2,5 €

REMOTE VALVES ASSEMBLY KIT

p.281 with: - n°2 Fittings (multilayer ø16, copper ø12,14)

REMOTE QUADRA VALVES ASSEMBLY KIT

Art. KQG 167,70€

REMOTE TON VALVES ASSEMBLY KIT with THERMOSTATIC head

Art. KVGT 199,80€