

A radiating plate with bevelled side and upper edges making its already thin profile

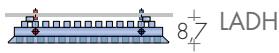
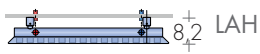
(2,2 cm) even more imperceptible and fleeting. Created in vertical and horizontal

models, it is also available in a "Double" version with square radiating tubes at the rear.

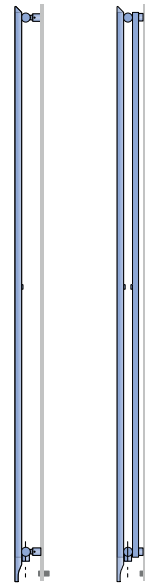
DIMENSIONS

Width: from 28 to 81 cm, every 7 cm
 Heights: from 169 to 229 cm every 20 cm
 Depth: 5,2 / 7,2 cm
 Depth from wall: 8,2 / 8,7 cm

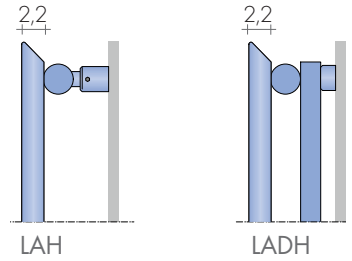
MODEL LAH e LADH, Vertical panel



LAH LADH



LAH LADH



Top and side edges of the panels

As standard, the LAMINA panels is produced with hidden fittings to be mounted with side control valves. On request it is built lower H-7,5 cm to be mounted with visibles valves or with remote fittings.

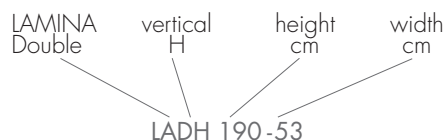
EN 442 watt Δt 50K (Δt 40K = $w \times 0,753$) - (Δt 30K = $w \times 0,524$)

MODEL'25	L cm	32	39	46	53	60	67	74	81	88
H cm	Δ cm	14	21	28	35	42	49	56	63	70
LAH 170	€	845,00	922,30	999,80	1077,10	1154,40	1231,90	1309,40	1386,60	1463,90
H 169,5		567w	708w	850w	991w	1133w	1275w	1416w	1558w	1700w
LADH 170	€	1101,50	1195,60	1289,70	1383,40	1477,50	1571,60	1665,60	1759,60	1853,70
		787w	997w	1206w	1416w	1625w	1835w	2044w	2254w	2464w
LAH 190	€	897,00	978,20	1059,60	1141,00	1222,30	1303,60	1385,10	1466,30	1547,60
H 189,5		634w	792w	951w	1109w	1268w	1426w	1584w	1743w	1902w
LADH 190	€	1172,00	1270,40	1369,10	1467,50	1566,10	1664,80	1763,20	1861,80	1960,30
		882w	1117w	1352w	1586w	1821w	2056w	2291w	2525w	2759w
LAH 210	€	949,10	1034,30	1119,70	1205,00	1290,20	1375,60	1460,90	1546,10	1631,40
H 209,5		701w	876w	1051w	1227w	1402w	1577w	1752w	1928w	2104w
LADH 210	€	1242,50	1345,50	1448,60	1551,50	1654,60	1757,60	1860,70	1963,60	2066,50
		977w	1237w	1497w	1757w	2017w	2277w	2537w	2797w	3057w
LAH 230	€	1000,90	1090,20	1179,60	1268,80	1358,10	1447,30	1536,60	1625,80	1715,10
H 229,5		768w	960w	1152w	1344w	1536w	1728w	1920w	2112w	2304w
LADH 230	€	1312,90	1420,50	1528,00	1635,60	1743,20	1850,70	1958,20	2065,70	2173,20
		1072w	1357w	1642w	1928w	2213w	2498w	2784w	3069w	3354w

Δt different from 50 K: consult Technical data Brem

HOW TO ORDER

State: model, (LAH indicates vertical), height and width in cm; fitting and color if different from standard
 e.g.: LAH 210 - 46, EG \varnothing 1/2", RAL 3005



MAGNETIC ACCESSORIES pag. 277

STANDARD PRODUCTION

White sablé SB9016 paintwork, brackets white
 Air vent \varnothing 1/2" - Tolerance \pm 3 mm
 Maximum operating pressure 6 bar

PRODUCTION ON REQUEST

Paintwork to Brem color list with colored brackets +15/25%
 BICOLOR coloring page 99

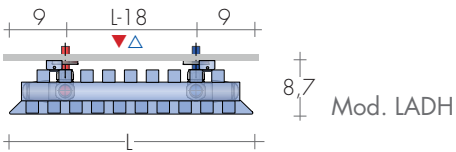
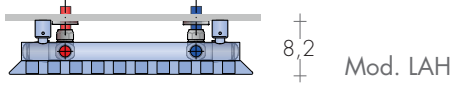
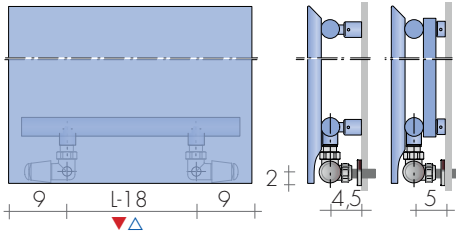
STANDARD FITTINGS

EG \varnothing 1/2"
 Special fitting page 278
 Electric Electric version not available



TAPPING CENTRES

MODEL LAH e LADH, Vertical panel

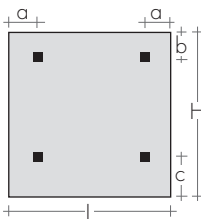


*BICOLOR SOLUTION Cover in a Brem color. Side and back in white to fit into the wall.

FIXINGS

Brackets included

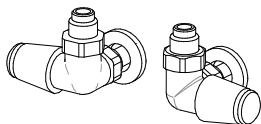
Mod. brackets	a	b	c
LAH G30	7,2	3,7	9,2
LADH B15	7,2	3,7	9,2



RECOMMENDED VALVES

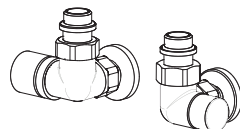
CHROME VALVES KIT with:

- n°2 Valves with tailpieces
- n°2 Fittings (multilayer ø 16, copper ø 12, 14)
- n°2 Chrome wall plates ø 48, hole ø 16

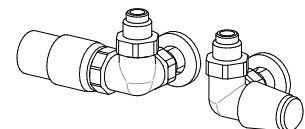


SIDE CONTROL TON VALVES KIT nickel-plated chrome-plated handwheel Art. KVLN 104,80€

SIDE CONTROL TON VALVES KIT chrome page 269 Art. KVL 150,50€



SIDE CONTROL CYL Valves KIT with THERMOSTATIC option, page 273 Art. KCLD 162,50€
Extra for BREM color list 53,40€



SIDE CONTROL TON Valves KIT nickel-plated with thermostatic Head Art. KTLND 161,10€

SIDE CONTROL TON VALVES KIT chrome with thermostatic Head, p.269 Art. KTLD 203,70€



LAMINA LAH210-53

Horizontal version of LAMINA panel made with the exclusive tapered edge that makes

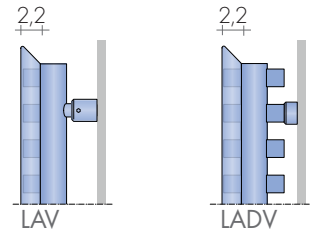
it unique. It is also designed in the "Double" version with square radiant tubes on the

back and to hide the valves with which it is connected to the heating system.

DIMENSIONS

Lengths: from 54 to 204 cm
 Heights: from 58,5 to 86,5 cm
 Depth: 5,2 / 7,2 cm
 Depth from wall: 8,2 / 8,7 cm

MODEL LAV e LADV, Horizontal panel

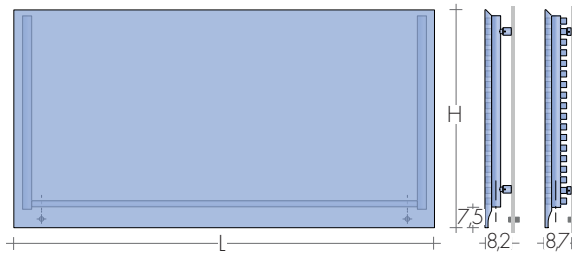



Top and side edges of the panels

LV Horizontal panel and vertical manifolds



LLV Horizontal panel with double tubes



As standard, the LAMINA panels is produced with hidden fittings to be mounted with side control valves. On request it is built lower H-7,5 cm to be mounted with visible valves or with remote fittings.

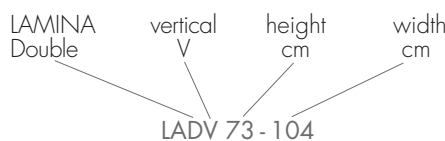
EN 442 Watt Δt 50K (Δt 40K = Wx0,755) - (Δt 30K = Wx0,526)

MODEL	L cm	54	64	74	84	94	104	124	144	164	184	204
LAV 59	H 58,5	€ 820,50 349w	€ 862,40 408w	€ 904,30 468w	€ 946,50 528w	€ 988,30 587w	€ 1030,20 647w	€ 1072,10 766w	€ 1114,00 885w	€ 1156,00 1004w	€ 1197,90 1123w	€ 1239,90 1242w
LADV 59	H 58,5	€ 1035,00 499w	€ 1093,60 589w	€ 1152,00 678w	€ 1210,70 768w	€ 1269,30 858w	€ 1327,80 947w	€ 1386,30 1126w	€ 1444,90 1305w	€ 1503,50 1485w	€ 1562,10 1664w	€ 1620,50 1843w
LAV 66	H 65,5	€ 857,90 399w	€ 902,80 467w	€ 947,80 535w	€ 992,90 603w	€ 1037,70 671w	€ 1082,70 739w	€ 1127,60 875w	€ 1172,60 1012w	€ 1217,60 1148w	€ 1262,50 1284w	€ 1307,50 1420w
LADV 66	H 65,5	€ 1099,20 571w	€ 1164,00 673w	€ 1228,80 775w	€ 1293,70 878w	€ 1358,60 981w	€ 1423,30 1083w	€ 1488,30 1287w	€ 1553,10 1492w	€ 1618,00 1697w	€ 1682,80 1902w	€ 1747,50 2107w
LAV 73	H 72,5	€ 895,20 449w	€ 943,20 525w	€ 991,20 602w	€ 1039,20 678w	€ 1087,10 755w	€ 1135,20 831w	€ 1183,10 984w	€ 1231,10 1138w	€ 1279,20 1291w	€ 1327,10 1444w	€ 1375,10 1597w
LADV 73	H 72,5	€ 1163,20 642w	€ 1234,40 757w	€ 1305,50 872w	€ 1376,60 987w	€ 1447,70 1103w	€ 1518,80 1218w	€ 1590,10 1448w	€ 1661,20 1678w	€ 1732,30 1909w	€ 1803,40 2139w	€ 1874,50 2370w
LAV 80	H 79,5	€ 943,20 499w	€ 995,60 584w	€ 1047,70 669w	€ 1099,80 754w	€ 1152,10 839w	€ 1204,40 924w	€ 1256,50 1094w	€ 1308,70 1264w	€ 1360,90 1434w	€ 1413,00 1604w	€ 1465,30 1774w
LADV 80	H 79,5	€ 1202,70 713w	€ 1277,40 841w	€ 1352,10 969w	€ 1426,70 1097w	€ 1501,40 1225w	€ 1576,20 1353w	€ 1650,70 1609w	€ 1725,60 1865w	€ 1800,20 2121w	€ 1874,70 2377w	€ 1949,60 2633w
LAV 87	H 86,5	€ 991,10 549w	€ 1047,80 643w	€ 1104,10 736w	€ 1160,40 830w	€ 1216,90 923w	€ 1273,50 1017w	€ 1329,80 1204w	€ 1386,20 1390w	€ 1442,60 1577w	€ 1498,80 1764w	€ 1555,60 1951w
LADV 87	H 86,5	€ 1242,10 784w	€ 1320,30 925w	€ 1398,70 1066w	€ 1476,70 1207w	€ 1554,90 1347w	€ 1633,40 1488w	€ 1711,20 1770w	€ 1789,90 2052w	€ 1867,90 2333w	€ 1945,90 2615w	€ 2024,60 2896w

Δt different from 50 K: consult Technical data Brem

HOW TO ORDER

State: model, (L indicates panel vertical), height and width in cm; fitting and color if different from standard
 e.g.: LAV 66 - 124, EG \varnothing 1/2", RAL 3005



STANDARD PRODUCTION

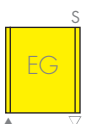
White sablé SB9016 paintwork, brackets white
 Air vent \varnothing 1/2" - Tolerance \pm 3 mm
 Maximum operating pressure 6 bar

PRODUCTION ON REQUEST

Paintwork to Brem list with colored brackets +15/25%
 BICOLOR coloring page 101

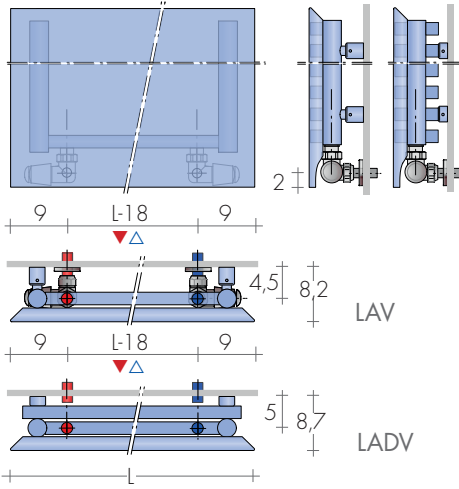
STANDARD FITTINGS

EG \varnothing 1/2"
 Special fitting page 279 Electric
 Electric version not available



TAPPING CENTRES

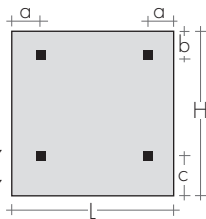
EG standard fittings, use side control valves



FIXINGS

Brackets included

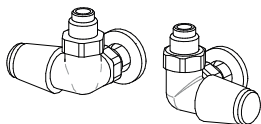
Mod. brachets	a	b	c
LAV G30	3,7	7,2	12,7
LADV B15	3,7	7,2	12,7



RECOMMENDED VALVES

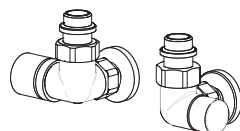
CHROME VALVES KIT with:

- n°2 Valves with tailpieces
- n°2 Fittings (multilayer ø 16, copper ø 12, 14)
- n°2 Chrome wall plates ø 48, hole ø 16



SIDE CONTROL TON VALVES KIT nickel-plated chrome-plated handwheel Art. KVLN 104,80€
 SIDE CONTROL TON chrome VALVES KIT page 269 Art. KVL 150,50€

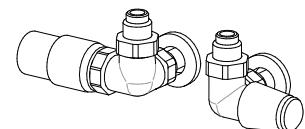
SPECIAL FINISHES: Gold, Bronze, brushed Nickel, gilden/silver leaf for 2 valves page 267
 Brushed Nickel FITTING KIT extra Art. RN 30,50€



SIDE CONTROL CYL Valves KIT with THERMO-STATIC option, page 273 Art. KCLD 162,50€
 Extra for BREM color list 53,40€

BICOLOR SOLUTION:

- BIC10 Cover in a Brem color and back radiator white sablé SB9016 +10%
- BIC20 Cover in a Brem color and back radiator black sablé SB9005 or grey sablé SB7039 +20%
- BIC35 N° 2 Brem colors of your choice +35%



SIDE CONTROL TON Valves KIT nickel-plated with thermostatic Head Art. KTLD 161,10€
 SIDE CONTROL TON VALVES KIT chrome with thermostatic Head, p.269 Art. KTLD 203,70€