

design Davide Diliberto

Undoubtedly one of the most distinctive features of Italian urban design, Brem has

chosen the arch for its LOGGIA radiating plate with the express purpose of creating a strong

decorative impact that can be easily inserted in a wide variety of interiors and styles.

DIMENSIONS

Length: 54 cm

Heights: from 167 to 237 cm (every 10 cm)

Depths: 2,3 cm and 4,3 cm

Depths from wall: from 5,8 cm

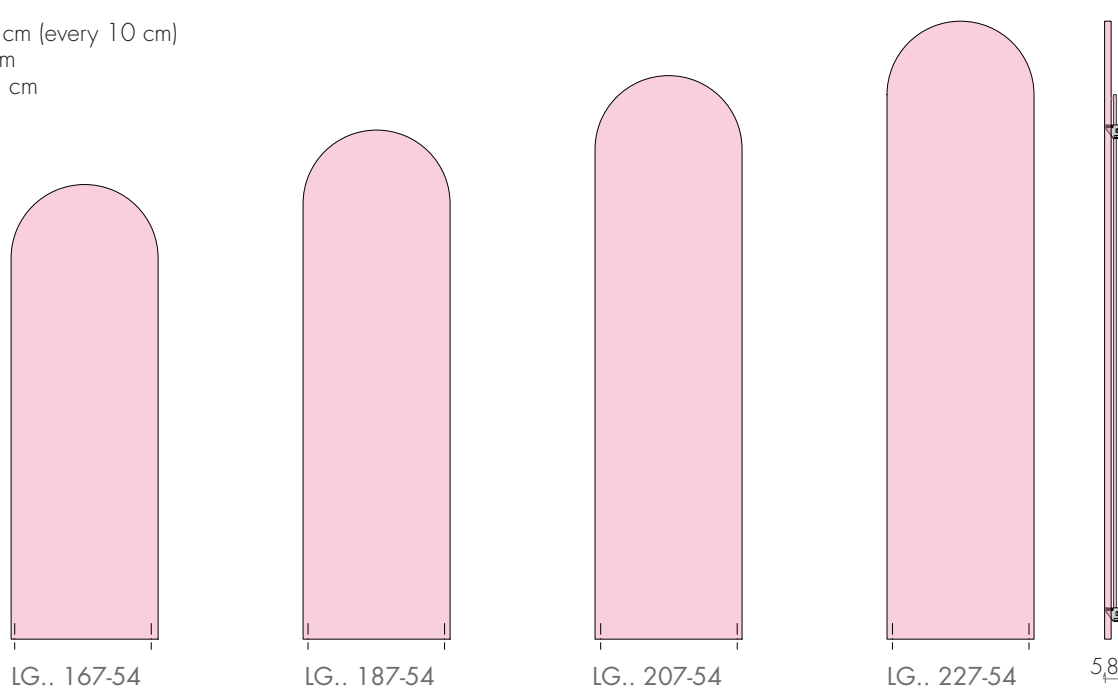
LGH MODEL

Vertical panel



LGLH MODEL

Vertical panel with tubes at the rear



MODEL	H/L cm	white sablé standard €	EN 442		▲▼ int.att. cm	Height H cm	Width L cm	Weight M Kg	Volume V dm ³	Δt 40K = W Δt 50K x 0,755 MIXED VERSION* (cl.II E.H.E.) with:		
			Δt 50 K watt	Δt 30 K watt						cable ^o €	W	digital thermostat €
LGH	167-54	1022,30	933	490	50	167	54	26,8	8,0	101,00	900	163,30
LGLH	167-54	1196,60	1233	647	50	167	54	36,3	10,9	108,30	1200	170,60
LGH	177-54	1051,70	991	520	50	177	54	28,4	8,5	101,00	900	163,30
LGLH	177-54	1226,00	1314	690	50	177	54	38,6	11,6	108,30	1200	170,60
LGH	187-54	1081,00	1049	551	50	187	54	30,1	9,0	-	-	-
LGLH	187-54	1311,30	1395	732	50	187	54	41,0	12,3	-	-	-
LGH	197-54	1110,40	1107	581	50	197	54	31,7	9,4	108,30	1200	170,60
LGLH	197-54	1340,80	1476	775	50	197	54	43,4	12,9	117,70	1500	180,00
LGH	207-54	1139,70	1165	612	50	207	54	33,4	9,9	108,30	1200	170,60
LGLH	207-54	1370,10	1557	818	50	207	54	45,7	13,6	117,70	1500	180,00
LGH	217-54	1160,30	1224	643	50	217	54	35,0	10,4	108,30	1200	170,60
LGLH	217-54	1441,40	1638	860	50	217	54	48,1	14,3	117,70	1500	180,00
LGH	227-54	1189,70	1282	673	50	227	54	36,6	10,9	108,30	1200	170,60
LGLH	227-54	1470,80	1720	903	50	227	54	50,4	15,0	-	-	-
LGH	237-54	1219,00	1340	704	50	237	54	38,3	11,3	-	-	-
LGLH	237-54	1500,10	1801	946	50	237	54	52,8	15,7	-	-	-

Δt different from 50 K: consult Technical data Brem

*TR accessory or mixed valve
^oRadio frequency chronothermostat p.227



Fitting ø 3/8"
STANDARD
(without sleeves)



Fitting ø 1/2"
ON REQUEST
(with sleeves)

STANDARD PRODUCTION

White "sablé" paintwork - white EOS brackets

Tolerance ± 3mm - Air vent ø 1/8"

MAXIMUM OPERATING PRESSURE 4 BAR

PRODUCTION ON REQUEST

Paintwork to BREM color list with colored brackets

+15/25%

Electric version, on request

STANDARD FITTING

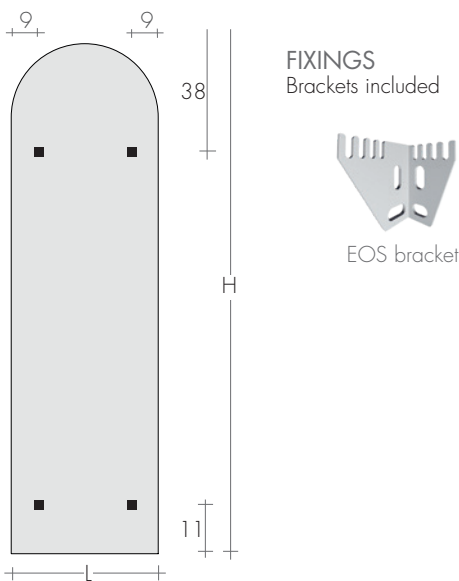
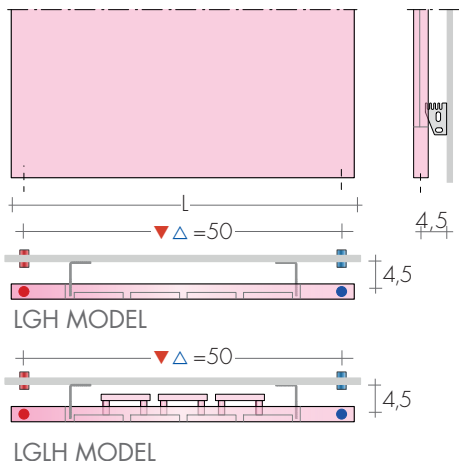
EG ø 3/8"

ø 1/2" with sleeve on request

Special fittings, page 286



TAPPING CENTRES



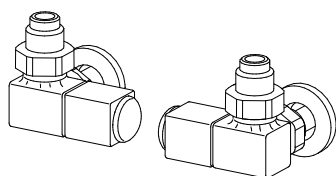
PANELS

RECOMMENDED VALVES

CHROME PLATED VALVES KIT WITH:

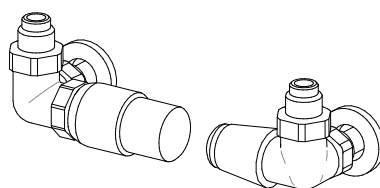
- n°2 Valves with O-ring Tangs
- n°2 Fittings (multilayer $\varnothing 16$, copper $\varnothing 12, 14$)
- n°2 Round washers

On request: Polished stainless tube cover (to be cut to right size) Art. CA18 10,80€



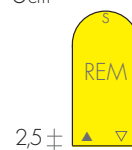
SIDE CONTROL QUADRA VALVE KIT page 279 Art. KQL 166,30€
COLORED QUADRA VALVES page 279

ANGLED MINI VALVES KIT page 278 chrome-plated or white color Art. KMS107,80€



SIDE CONTROL TON VALVES KIT with THERMOSTATIC head Art. KTL 177,10€
SIDE CONTROL TON VALVES KIT page 277 Art. KVL 130,90€

REMOTE FITTINGS Art. REM 36,60€ Remote fittings at the rear: $\Delta L - 5\text{cm}$



REMOTE VALVES ASSEMBLY KIT p. 281 with: - n°2 Fittings (multilayer $\varnothing 16$, copper $\varnothing 12, 14$)

REMOTE TON VALVES ASSEMBLY KIT Art. KVG 153,60€
REMOTE TON VALVES ASSEMBLY KIT with THERMOSTATIC head Art. KVGt 199,80€