

PHUL

A radiating plate with bevelled side and upper edges making its already thin profile

(2.3 cm) even more imperceptible and fleeting. Created in vertical and horizontal

models, it is also available in a "D" version with square radiating tubes at the rear.

MODEL PH e PDH, Vertical panel

DIMENSIONS

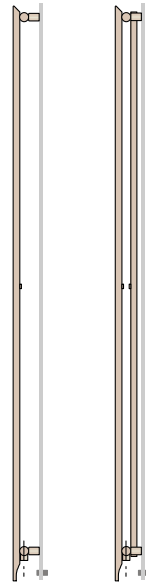

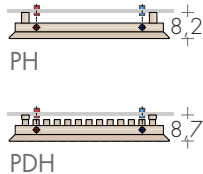
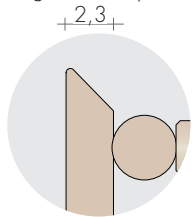
Heights: from 169 to 229 cm every 20 cm

Width: from 28 to 81 cm, every 3,5 cm

Depth: 5,2 /7,2 cm

Depth from wall: 8,2 /8,7 cm

Top and side edges of the panels



MODEL PV e PDV, Horizontal panel

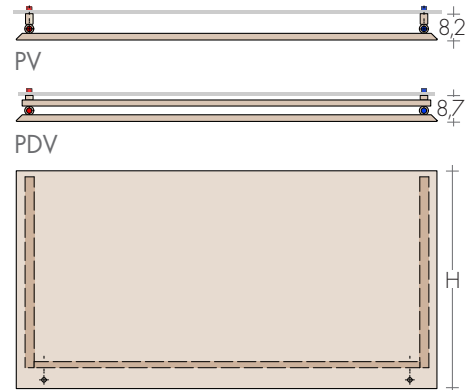
DIMENSIONS

Lengths: from 54 to 224 cm

Heights: 58/72/79/100 cm

Depth: 5,2 /7,2 cm

Depth from wall: 8,2 /8,7 cm



MODEL	H cm	L cm	32	39	46	53	60	67	74	81
		▲▽ cm	14	21	28	35	42	49	56	63
PH	169	€	725,00	791,40	857,80	924,10	990,50	1056,90	1123,40	1189,80
			567w	708w	850w	991w	1133w	1275w	1416w	1558w
PDH	169	€	936,70	1016,60	1096,60	1176,40	1256,40	1336,40	1416,40	1496,30
			787w	997w	1206w	1416w	1625w	1835w	2044w	2254w
PH	189	€	769,60	839,30	909,10	979,00	1048,80	1118,50	1188,30	1258,10
			634w	792w	951w	1109w	1268w	1426w	1584w	1743w
PDH	189	€	996,60	1080,40	1164,10	1247,90	1331,70	1415,60	1499,30	1583,10
			882w	1117w	1352w	1586w	1821w	2056w	2291w	2525w
PH	209	€	814,20	887,50	960,60	1033,90	1107,00	1180,30	1253,40	1326,60
			701w	876w	1051w	1227w	1402w	1577w	1752w	1928w
PDH	209	€	1056,50	1144,10	1231,80	1319,40	1406,90	1494,60	1582,20	1669,80
			977w	1237w	1497w	1757w	2017w	2277w	2537w	2797w
PH	229	€	858,80	935,40	1012,00	1088,60	1165,20	1241,90	1318,40	1395,00
			768w	960w	1152w	1344w	1536w	1728w	1920w	2112w
PDH	229	€	1116,40	1207,90	1299,30	1390,80	1482,20	1573,70	1665,20	1756,60
			1072w	1357w	1642w	1928w	2213w	2498w	2784w	3069w

HIDDEN FITTINGS

As standard, the PHUL panels is produced with fittings hidden to be mounted with side control valves.

- On request it is built lower (H-7 cm) to be mounted with visibles valves or with remote fittings.

		EN 442 watt Δt 50K (Δt 40K = wx0,753) - (Δt 30K = wx0,524)												
MODEL	H cm	L cm	54	64	74	84	94	104	124	144	164	184	204	224
		▲▽ cm	36	46	56	66	76	86	106	126	146	166	186	206
PV	58	€	704,00	740,00	775,90	812,00	848,00	883,90	919,90	955,80	991,80	1027,80	1063,80	1099,70
			349w	408w	468w	528w	587w	647w	766w	885w	1004w	1123w	1242w	1361w
PDV	58	€	880,10	929,90	979,70	1029,50	1079,30	1129,10	1178,90	1228,60	1278,50	1328,30	1378,00	1427,90
			499w	589w	678w	768w	858w	947w	1126w	1305w	1485w	1664w	1843w	2022w
PV	72	€	768,10	809,30	850,40	891,60	932,80	974,00	1015,20	1056,30	1097,50	1138,70	1179,80	1221,00
			449w	525w	602w	678w	755w	831w	984w	1138w	1291w	1444w	1597w	1750w
PDV	72	€	989,10	1049,60	1110,00	1170,50	1231,00	1291,50	1352,10	1412,50	1473,00	1533,50	1594,00	1654,50
			642w	757w	872w	987w	1103w	1218w	1448w	1678w	1909w	2139w	2370w	2600w
PV	79	€	808,20	852,90	897,60	942,10	986,80	1031,50	1076,20	1120,90	1165,60	1210,20	1254,80	1299,50
			499w	584w	669w	754w	839w	924w	1094w	1264w	1434w	1604w	1774w	1944w
PDV	79	€	1022,10	1085,50	1149,00	1212,40	1275,80	1339,30	1402,70	1466,20	1529,60	1593,00	1656,50	1719,90
			713w	841w	969w	1097w	1225w	1353w	1609w	1865w	2121w	2377w	2633w	2889w
PV	100	€	915,20	967,70	1020,20	1072,80	1125,40	1177,90	1230,40	1283,00	1335,50	1388,10	1440,70	1493,20
			648w	759w	869w	980w	1090w	1201w	1422w	1643w	1864w	2085w	2307w	2528w
PDV	100	€	1137,00	1208,90	1280,80	1352,70	1424,60	1496,50	1568,40	1640,40	1712,30	1784,20	1856,10	1928,00
			927w	1093w	1260w	1426w	1593w	1759w	2092w	2424w	2757w	3090w	3423w	3755w

STANDARD PRODUCTION

White "sablé" paintwork - Brackets white.
Tolerance ± 3mm - Air vent ø 1/8"

MAXIMUM OPERATING PRESSURE 6 BAR

PRODUCTION ON REQUEST

Paintwork to Brem color list with colored brackets

Electric version, not available

+15/25%

STANDARD FITTING

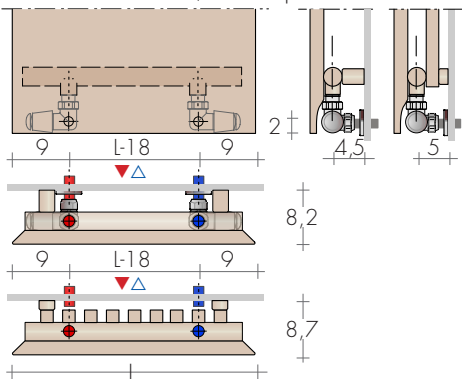
EG ø 1/2"

use side control valves

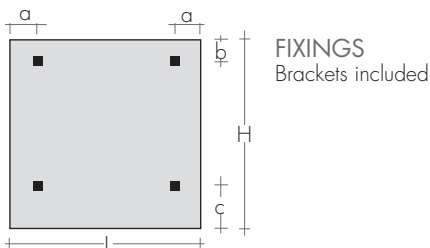
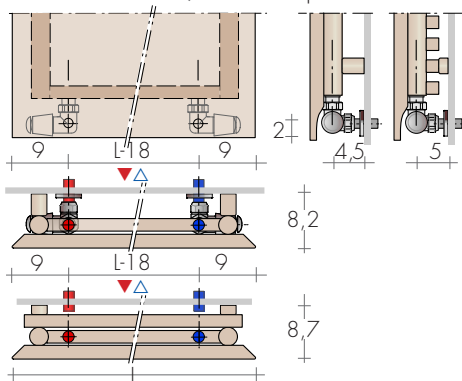


TAPPING CENTRES

MODEL PH e PDH, Vertical panel



MODEL PV e PDV, Horizontal panel



Mod. brackets	a	b	c
PH	G30	5,5	3,7
PDH	B15	5,5	3,7
PV	G30	3,7	7,2
PDV	B15	3,7	7,2

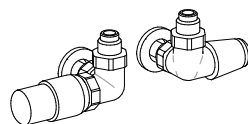
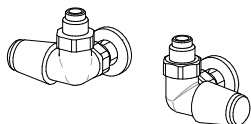
RECOMMENDED VALVES

standard at the rear of the radiator

CHROME PLATED VALVES KIT WITH:

- n°2 Valves with O-ring Tangs
- n°2 Fittings (multilayer ø16, copper ø12,14)
- n°2 Round washers

On request: Polished stainless tube cover
(cuttable to size) Art. CA18 12,40€



SIDE CONTROL TON VALVES KIT chrome-plated
Art. KVL 150,50€

SIDE CONTROL QUADRA VALVES
chrome-plated Art. KQL 191,20€
extra for BREM color list 53,40€

SIDE CONTROL TON VALVES KIT chrome-plated
with THERMOSTATIC head Art. KTLD 203,70€

REMOTE FITTINGS not available

SIDE CONTROL TON VALVES KIT nickel-plated
chrome-plated handwheel Art. KVLN 105,60€
SIDE CONTROL TON VALVES KIT nickel-plated
with THERMOSTATIC head Art. KTLND 155,30€



PHUL 189-53