

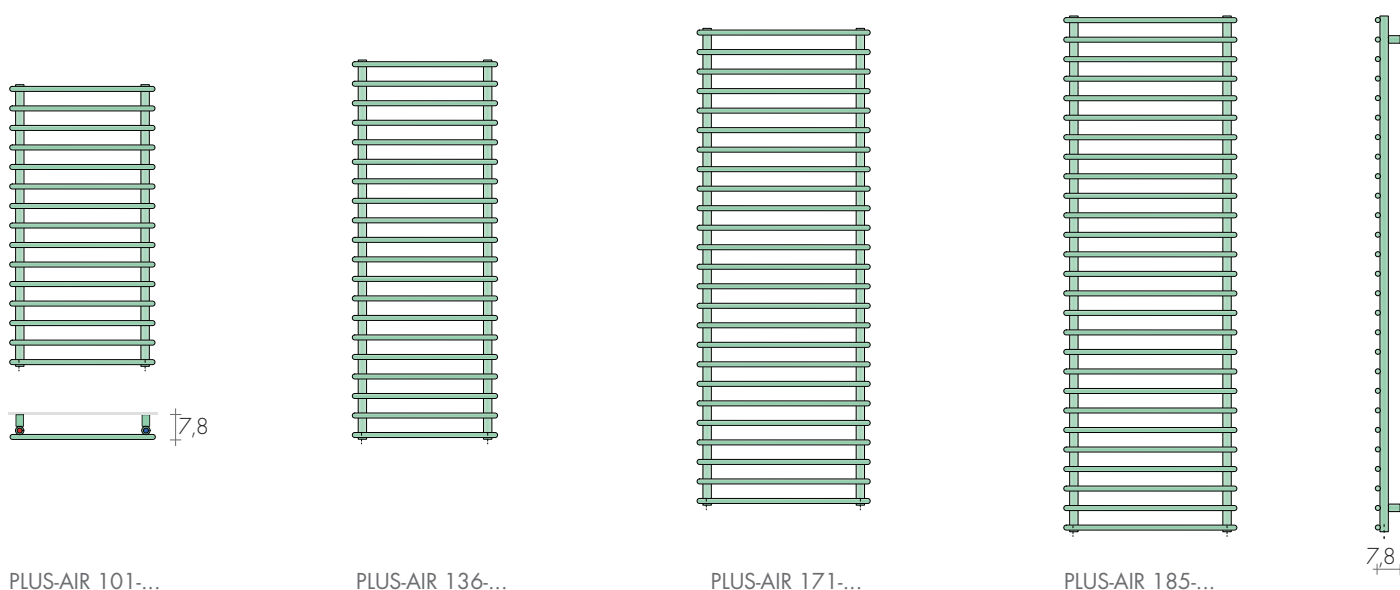
Towel warmer with a classic design suitable for installation in any bathroom. Made with

vertical collectors and round horizontal tubes, it is available in six heights and four

widths. The radiant tubes have terminals with an exclusive spherical shape.

## DIMENSIONS

Width 42/52/62 cm  
Height 101/136/171/185 cm  
Depth 4,7 cm  
Depth from wall 7,8 cm



PLUS-AIR 101-...

PLUS-AIR 136-...

PLUS-AIR 171-...

PLUS-AIR 185-...

MODEL	H/L cm	Standard white sablé SB9016 €	EN 442			▲ ▽ t.c. cm	Height H cm	Width L cm	Weight M Kg	Volume V dm <sup>3</sup>	DUAL FUEL VERSION with E.H.E. and* Watt €	
			Δt 50 K watt	Δt 40 K watt	Δt 30 K watt						Watt	€
PLUS-AIR	101-42	322,80	314	239	167	35	101	42	2,5	5,7	300	102,20
PLUS-AIR	101-52	334,80	363	276	193	45	101	52	2,8	6,6	400	103,40
PLUS-AIR	136-42	368,40	420	319	224	35	136	42	3,3	7,7	400	103,40
PLUS-AIR	136-52	382,00	485	369	259	45	136	52	3,7	8,8	500	105,60
PLUS-AIR	171-42	416,00	526	400	280	35	171	42	4,2	9,6	500	105,60
PLUS-AIR	171-52	435,10	608	462	324	45	171	52	4,7	11	650	107,80
PLUS-AIR	171-62	455,60	689	524	367	55	171	62	5,1	12,4	650	107,80
PLUS-AIR	185-42	457,90	569	433	303	35	185	42	4,5	10,4	500	105,60
PLUS-AIR	185-52	478,10	657	500	350	45	185	52	5,0	11,9	650	107,80
PLUS-AIR	185-62	498,60	744	566	397	55	185	62	5,6	13,4	800	112,60

\*Dual fuel valve or T to be added p.207  
Thermostats p.208-209

## STANDARD PRODUCTION

White sablé SB9016 paintwork - G30 white brackets; Tolerance ± 3 mm - Air vent ø 1/2"  
MAXIMUM OPERATING PRESSURE 8 BAR

## PRODUCTION ON REQUEST

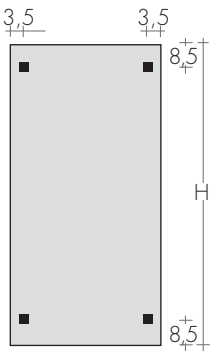
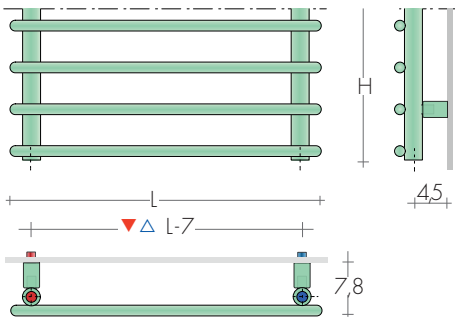
Paint to Brem color list with G30 colored brackets +15/25%  
Electric version e-Plus-AIR p. 252

## STANDARD FITTINGS

EG ø 1/2"



TAPPING CENTRES



**FIXINGS**  
Brackets Art. G30  
included

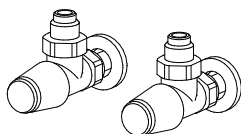


PLUS-AIR 171-52

RECOMMENDED VALVES

CHROME VALVES KIT with:

- n°2 Valves with tailpieces
- n°2 Fittings (multilayer ø 16, copper ø 12, 14)
- n°2 Chrome wall plates ø 48, hole ø 16

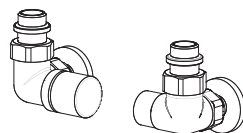


KIT ANGLED VALVES TON  
page 269

Art. KVS 137,10€

SPECIAL FINISHES

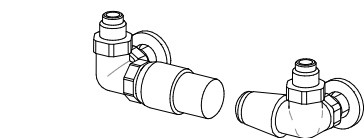
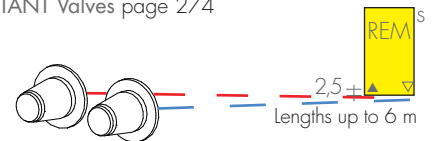
page 267  
Finishes Gold, Bronze, Brushed Nickel for 2 valves  
Brushed Nickel FITTING KIT extra Art. RN 30,50€



KIT SIDE control VALVES CYL with THERMOSTATIC  
option, page 273 Art. KCL 162,50€  
Extra for BREM color list 53,40€

REMOTE FITTINGS

Art. REM 42,10€  
Tapping centres: at the rear of radiator ▲ ▼ EG  
DISTANT Valves page 274



KIT SIDE control VALVES TON with Thermostatic  
Head, page 269 Art. KTL 203,70€