

REGULAR is a new radiator with parallel steel fins set at a distance of either 50 or 80 mm, as requested. It features large rectangular tubes arranged in regular

patterns, altering the heat output depending on their step.

DIMENSIONS


Height: 28/53/65/75/85/
160/180/200/220/240 cm
Width: from 22 to 234 cm
Depth: 8 cm
Depth from wall: 9,5 cm

ELEMENT STEP 50

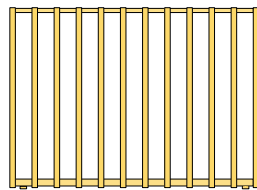
L = n° el. x 5 cm step - 3 cm

ELEMENT STEP 80

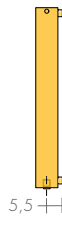
L = n° el. x 8 cm step - 6 cm




STEP 50




STEP 80



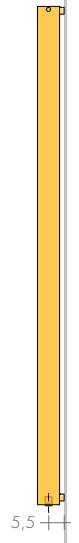
5,5



STEP 50



STEP 80



5,5

EN 442 Watt Δt 50K (Δt 40K = $W \times 0,755$) (Δt 30K = $W \times 0,526$)


MOD.	n° el. step mm	8		10		12		14		16		18		20		22		24		26		28		30		
		/50	/80	/50	/80	/50	/80	/50	/80	/50	/80	/50	/80	/50	/80	/50	/80	/50	/80	/50	/80	/50	/80	/50	/80	
	H	37	58	47	74	57	90	67	106	77	122	87	138	97	154	107	170	117	186	127	202	137	218	147	234	
	cm	30	48	40	64	50	80	60	96	70	112	80	128	90	144	100	160	110	176	120	192	130	208	140	224	
R 28/..27,5	€	424,70	496,70	568,60	640,60	712,70	784,60	856,60	928,60	1000,60	1072,50	1144,50	1216,50	w	173 204	216 255	259 306	302 357	346 408	389 459	432 510	475 561	518 612	562 663	605 714	648 765
R 53/.. 53	€	443,90	519,50	595,10	670,70	746,30	821,90	897,30	972,90	1048,50	1124,10	1199,70	1275,30	w	334 393	417 491	500 589	584 687	667 786	751 884	834 982	917 1080	1001 1178	1084 1277	1168 1375	1251 1473
R 65/.. 65	€	463,10	542,30	621,40	700,70	779,90	859,00	938,20	1017,30	1096,60	1175,80	1255,00	1334,10	w	410 482	512 602	614 722	717 843	819 963	922 1084	1024 1204	1126 1324	1229 1445	1331 1565	1434 1686	1536 1806
R 75/.. 75	€	491,90	577,00	662,30	747,50	832,60	917,80	1003,00	1088,20	1173,30	1258,50	1343,70	1428,90	w	472 556	590 695	708 834	826 973	944 1112	1062 1251	1180 1390	1298 1529	1416 1668	1534 1807	1652 1946	1770 2085
R 85/.. 85	€	520,70	611,90	703,00	794,30	885,40	976,50	1067,80	1159,00	1250,10	1341,30	1432,50	1523,60	w	535 630	669 787	803 944	937 1102	1070 1259	1204 1417	1338 1574	1472 1731	1606 1889	1739 2046	1873 2204	2007 2361

Intermediate or higher values by interpolation

MOD.	n° el. step mm	5		6		7		8		9		10		11		12		13		14		15		
		/50	/80	/50	/80	/50	/80	/50	/80	/50	/80	/50	/80	/50	/80	/50	/80	/50	/80	/50	/80	/50	/80	
	H	22	34	27	42	32	50	37	58	42	66	47	74	52	82	57	90	62	98	62	106	72	114	
	cm	15	24	20	32	25	40	30	48	35	56	40	64	45	72	50	80	55	88	55	96	65	104	
R 160/.. 157	€	683,80	765,30	846,90	928,50	1010,10	1091,70	1173,20	1254,80	1336,40	1418,00	1499,60	w	599 708	718 849	838 991	958 1132	1077 1274	1197 1415	1317 1557	1436 1698	1556 1840	1676 1981	1796 2123
R 180/.. 177	€	716,20	801,40	886,60	971,80	1056,90	1142,20	1227,30	1312,50	1397,80	1482,90	1568,00	w	675 798	810 957	945 1117	1080 1276	1215 1436	1350 1595	1485 1755	1620 1914	1755 2074	1890 2233	2025 2393
R 200/.. 197	€	748,70	837,50	926,40	1015,20	1103,90	1192,70	1281,40	1370,30	1459,00	1547,80	1636,50	w	751 888	901 1065	1051 1243	1202 1420	1352 1598	1502 1775	1652 1953	1802 2130	1953 2308	2103 2485	2253 2663
R 220/.. 217	€	781,20	873,60	966,10	1058,40	1150,80	1243,20	1335,60	1427,90	1520,30	1612,70	1705,10	w	828 978	993 1173	1159 1369	1324 1564	1490 1760	1655 1955	1821 2151	1986 2346	2152 2542	2317 2737	2483 2933
R 240/.. 237	€	813,70	909,70	1005,60	1101,60	1197,60	1293,60	1389,60	1485,60	1581,60	1677,50	1773,50	w	904 1068	1084 1282	1265 1495	1446 1709	1626 1922	1807 2136	1988 2350	2168 2563	2349 2777	2530 2990	2711 3204

Intermediate or higher values by interpolation

Δt different from 50 K: consult technical data Brem



Eg.: R 220/50 - 4el - EG \varnothing 1/2" - SB 3061

STANDARD PRODUCTION

White "sablé" paintwork - Brackets B15

Tolerance \pm 3mm - Air vent \varnothing 1/8"

MAXIMUM OPERATING PRESSURE 4 BAR

PRODUCTION ON REQUEST

Paintwork to Brem color list (colored brackets B15)

Electric version, by estimate

STANDARD FITTING

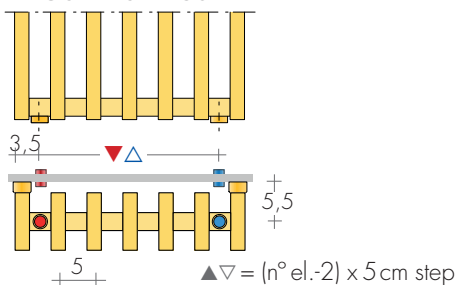
EG \varnothing 1/2"

On request fittings \varnothing 3/8"


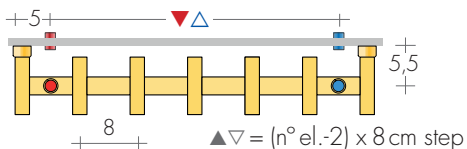
Special fittings, page 286



TAPPING CENTRES
REGULAR STEP 50 mm



REGULAR STEP 80 mm



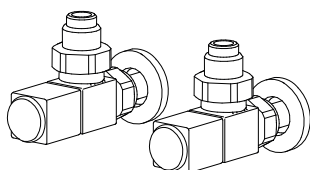
REGULAR 200/80-5el

RECOMMENDED VALVES

CHROME PLATED VALVES KIT WITH:

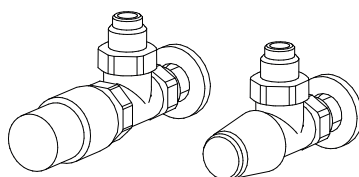
- n°2 Valves with O-ring Tangs
- n°2 Fittings (multilayer ø16, copper ø12,14)
- n°2 Round washers

On request: Polished stainless tube cover (to be cut to right size) Art. CA18 10,80€



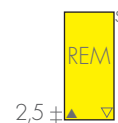
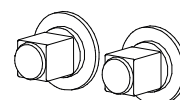
ANGLED QUADRA VALVES KIT page 279 Art. KQS 156,60€ extra for BREM color list 46,40€

ANGLED MINI VALVES KIT page 278 chrome-plated or white color Art. KMS 107,80€



ANGLED TON VALVES KIT with THERMOSTATIC head Art. KTS 165,50€ ANGLED TON VALVES KIT page 277 Art. KVS 119,20€

REMOTE FITTINGS Art. REM 36,60€ at the rear (EG tapping centres dimensions)



REMOTE VALVES ASSEMBLY KIT p.281 with: - n°2 Fittings (multilayer ø16, copper ø12,14)

REMOTE QUADRA VALVES ASSEMBLY KIT Art. KQG 167,70€

REMOTE TON VALVES ASSEMBLY KIT with THERMOSTATIC head Art. KVGT 199,80€