


BREM: COLOR LIST

THIS COLORS LIST SHOULD BE USED ONLY AS A GUIDE; CONSULT THE BREM COLORS CARD IN OUR WHOLE SALLERS



SB 9016 Standard white SABLÈ, C-PROLUX model excluded

STANDARD COLORS


See technical page of each model



Ral 9016 standard only C-PROLUX - Other models + 15%


SEMI-GLOSS COLORS

SATIN COLORS




RAL 9002 Grey white

Satin RAL 9002-S



RAL 7047 Grey Chinchilla

Satin RAL 7047-S




RAL 7044 Silk grey

Satin RAL 7044-S




RAL 7030 Stone grey

Satin RAL 7030-S




RAL 7006 Grayish beige

Satin RAL 7006-S



RAL 7036 Platinum grey

Satin RAL 7036-S



RAL 7037 Dusty grey

Satin RAL 7037-S



RAL 7015 Slate grey

Satin RAL 7015-S



RAL 5013 Cobalt blue

Satin RAL 5013-S

Selection of RAL colors available in various finishes: semi-gloss, satin, matt and softTOUCH.

SEMI-GLOSS COLORS INCREASE +15% 70-80GU
E.g. Ral 9002

SATIN COLORS INCREASE +15% 50-60 GU
E.g. Ral 9002-S

SoftTOUCH COLORS INCREASE +25% 5-10GU
E.g. Ral 9002-ST
Velveteen and soft touch finish, easy cleaning, fingerprint and abrasion resistant available in all colors.

MATT COLORS INCREASE +15% 25-35GU
E.g. Ral 9005-M

GALVANIC FINISHES
Painting on Herg, Regular and Torri step 80; Panels, Sbarra, Guest, Hergot, Herg's, Kuo, Hook, Cross-V, Alis, Asym, Fit, Essen, Kare, Quar, Vision and models "Tubes Design". Not feasible on Cross lame models and those with overlapping tubes. Request feasibility and quote.

SEMI-GLOSS COLORS

SATIN COLORS



RAL 9010 Pure white



RAL 9001 Cream White

Satin RAL 9001-S



RAL 1013 Oyster white

Satin RAL 1013-S



RAL 1015 Light ivory

Satin RAL 1015-S



RAL 1017 Saffron yellow

Satin RAL 1017-S



RAL 3000 Flame red

Satin RAL 3000-S




RAL 3003 Rubies red

Satin RAL 3003-S




RAL 3011 Brown red

Satin RAL 3011-S



RAL 6000 Green Patina

Satin RAL 6000-S



RAL 8008-M Olive Brown (matt)



RAL 9005-M Black matt - (Semi-gloss only for some model)

SEMI-GLOSS COLORS

MATT COLORS 10 GU



GA05 Brushed NICKEL

Matt GA05-M



GA09 Gunmetal (black grey)

Matt GA09-M

SEMI-GLOSS COLORS

MATT COLORS 10 GU



GA19 GOLD

Matt GOLD GA19-M



GA33 BRONZE

Matt BRONZE GA33-M

SPECIAL FINISHES + 35%


- BR 0031 only for panels, Cross, Essen, Quar and Pit, is a brushed-metal effect to hide scratches on the surface, clear varnish. (BR 0007 is the color that both comes closest to natural iron and best conceals imperfections).
- BR 0021 transparent polished finish, it transmits the brass effect, glimpsing weldings.
- SB 0022 BL polished and nuanced rust color finish that perfectly fits with the gilded leaf finishes (Eruzione)
- BR 0022ST sablé rust color shaded.

HIGH-GLOSS COLORS 90 GU



BR 0031 Brushed metal

Matt BR 0031-M



BR 0021 Simil-brass clear

Satin BR 0021-S




BR 0022BL Bright rust (shaded color)

BREM SPECIAL FINISHES (panels excluded)

- BR 0001, a transparent metallic bright finish, highlights the signs of working on iron (welding, scoring, brushing, rings, marks, etc.); the phosphate greasing process enhances the colors of steel in shades of grey, blue, brown, and dark green, and makes each piece unlike any other. This finish is a good example of "Poor Art" and it is not available for the radiating plates.
- BR 0001 MS, a clear matte finish, transmits all the raw material's "brutality", whereas a shiny finish softens the look (not available for radiating plates). These finishes are an expression of "Arte povera".

COLORS FOR ARCHITECTURE: 180 RAL COLORS IN VARIOUS FINISHES
colors out of Brem list: +25%, + cost contribution upon availability and feasibility


METAL COLORS +25%



BR 0002 Semi-gloss Aluminium




BR 0006 Semi-gloss Metal aluminium




BR 0007 Semi-gloss Metal grey




BR 0008 Semi-gloss Black nickel




BR 1035 Semi-gloss Pearl beige



BR 0004 Semi-gloss Gilded aluminium




BR 0019 Semi-gloss Metal gold



BR 0033 Semi-gloss Metal bronze

METAL SATIN COLORS +25%



BR 0019-MS Satin metal gold



BR 0033-MS Satin metal bronze



BR 0002-MS Satin aluminium




BR 0006-MS Satin metal aluminium




BR 0007-MS Satin metal grey


SABLÉ COLORS +25%



SB 9010 Sablé pure white




SB 7035 Sablé light grey



SB 9006 Sablé aluminium



SB 9007 Sablé grey aluminium



SB 7005 Sablé mouse grey



SB 7039 Sablé quartz grey



SB 7011 Sablé iron grey




SB 9005 Sablé jet black




SB 5002 Sablé ultramarine light blue




SB 2639 Sablé blue



SB 1014 Sablé ivory




SB 370F Sablé beige



SB 356F Sablé beige turtle




SB 2589 Sablé beige grey



SB 1032 Sablé broom yellow




SB 2008 Sablé oxide orange



SB 3013 Sablé tomato red




SB 3003 Sablé ruby red



SB 0022 Sablé rust nuanced



SB 3061 Sablé dark copper



SB 3281 Sablé grey brown